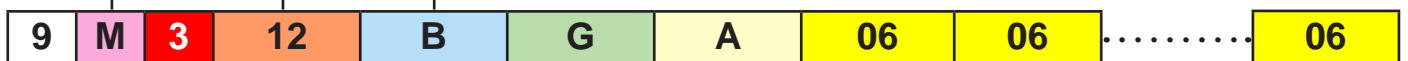
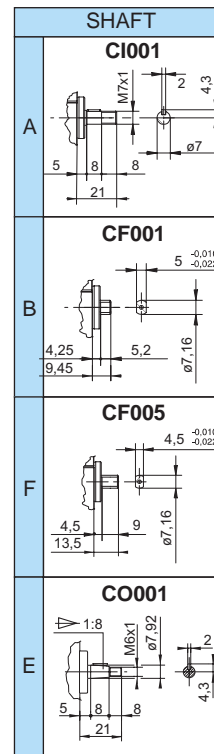
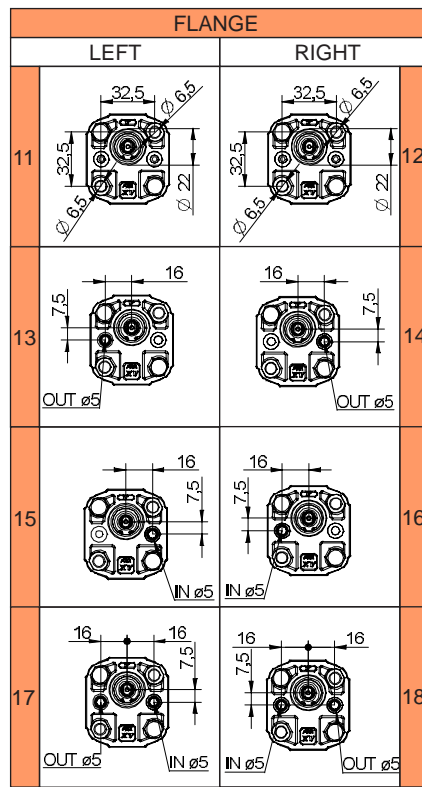
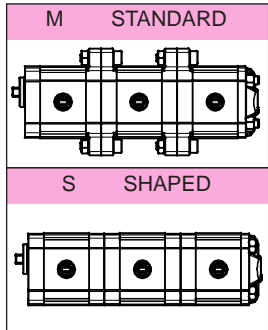


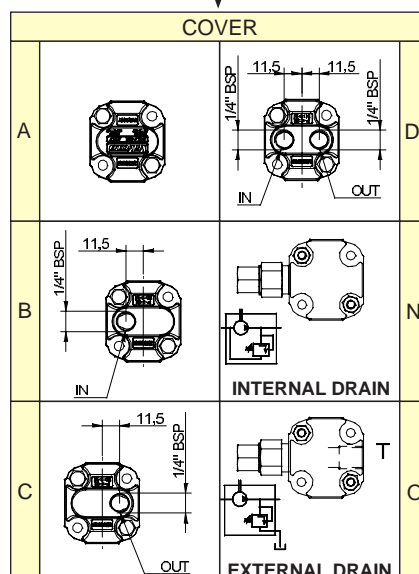
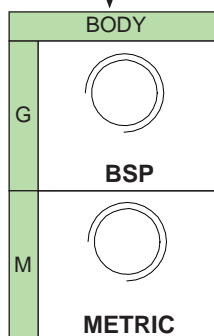
MULTIPLE PUMP XV-0

ø 22 "BH" Body-Shaped FLANGE

XV-0



NUMBER OF ELEMENTS

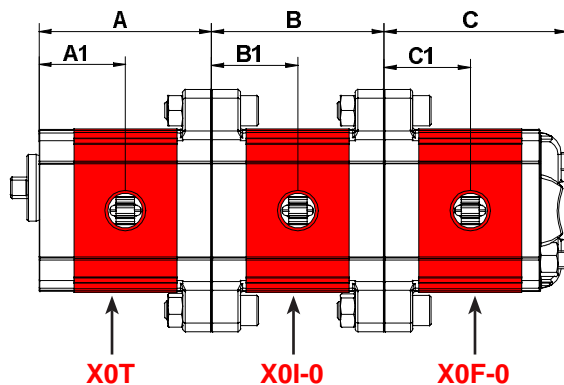

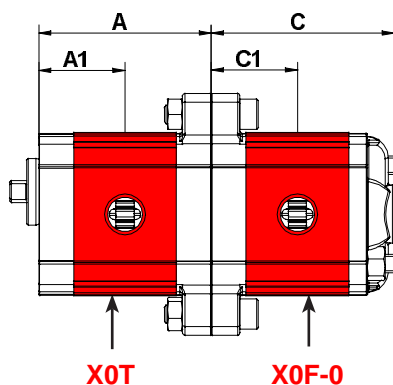
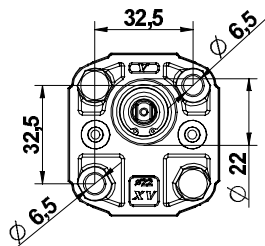


DISPLACEMENT	
01	XV-0P/0.17
02	XV-0P/0.25
04	XV-0P/0.45
05	XV-0P/0.57
06	XV-0P/0.76
07	XV-0P/0.98
09	XV-0P/1.27
11	XV-0P/1.52
13	XV-0P/2.30

MULTIPLE PUMP XV-0

Ø 22 "BH" Body-Shaped FLANGE

XV-0



TYPE	Displacem.	A	A1	B	B1	C	C1	P1	P3	Min speed	Max speed
	cc/rev	mm	mm	mm	mm	mm	mm	bar	bar	rpm	rpm
XV-0 / 0,17	0,16	52,3	26,2	52,3	26,2	55,8	26,2	220	260	700	9000
XV-0 / 0,25	0,24	52,9	26,5	52,9	26,5	56,4	26,5	220	260	700	9000
XV-0 / 0,45	0,45	54,5	27,3	54,5	27,3	58	27,3	220	280	700	9000
XV-0 / 0,57	0,56	55,5	27,8	55,5	27,8	59	27,8	220	280	700	9000
XV-0 / 0,76	0,75	57	28,5	57	28,5	60,5	28,5	220	280	700	9000
XV-0 / 0,98	0,92	58,5	29,3	58,5	29,3	62	29,3	220	280	700	6000
XV-0 / 1,27	1,26	61	30,5	61	30,5	64,5	30,5	220	280	700	6000
XV-0 / 1,52	1,48	63	31,5	63	31,5	66,5	31,5	220	280	700	6000
XV-0 / 2,30	2,28	69	34,5	69	34,5	72,5	34,5	220	210	700	5000